

# MODEL DL-50b


## POP-UP TV LIFT FOR BACK-TO-BACK TVS

For Up to 65" TV

Lift Extends \_\_\_\_\_ 39.25" [99.7 cm] Upwards  
Maximum Weight \_\_\_\_\_ 200 lbs [90.7 kg]

Model DL-50b is a single mechanism that allows you to raise two flat panel TVs, mounted back-to-back. Used often to separate living spaces, this can act as a useful divider between rooms like the kitchen and the living room. It is also a perfect option for multi-use spaces like hotel lobbies.

- Near Silent Operation
- Extra Extension and Weight Capacity
- Handles Two Large Screens at Once
- Popular for Half-Walls, Lobbies and Other Open Spaces

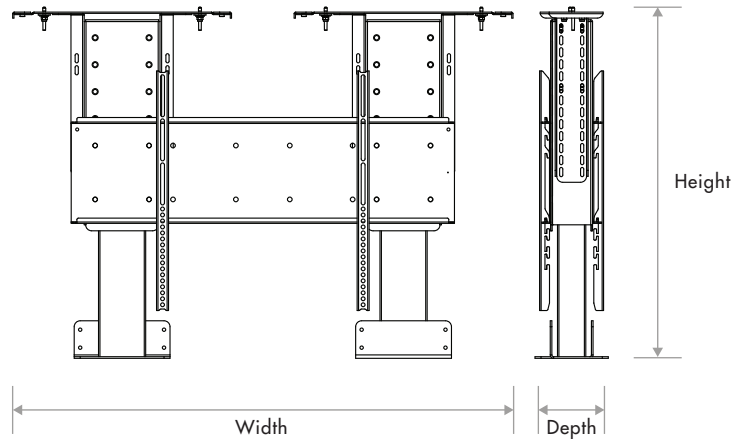


All Nexus products are shipped in custom-made protective packaging, and they include everything you need to mount and operate them. The products are designed for easy assembly, and simple instructions with photos are included.

# MODEL DL-50b

## TECHNICAL SPECIFICATIONS

- 200 lbs [90.7 kg] total lift capacity
- TV maximum screen size: 65"
- Travels 39.25" [99.7 cm]
- No exposed tracks, gears or scissors
- Draws 3.5 Amps @ 110V and 1.75 Amps @ 220V at max thrust
- Speed 1.5" [3.8 cm] / sec. (only 26 sec. to fully raise)
- Quiet - runs at just 45 dB
- Screw-driven mechanism
- Steel construction
- Choice of RF remote, Control System Integration Kit (includes IR remote and contact closure interface), or IP control device
- Exclusive Nexus 21 Safety Package included
- "Soft Start" and "Soft Stop" for smooth ride
- Power is available in these formats: USA, 110V / Europe, 230V / Japan, 100V / Australia, 240V / UK, 230V



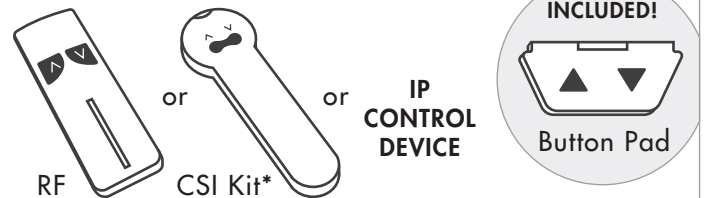
Height: 28.5" [72.4 cm] Min / 40.5" [102.9 cm] Max  
Width: 42" [106.7 cm]  
Depth: 5.375" [13.7 cm] back of TV to back of TV

## WHAT'S IN THE BOX

- Motorized lift columns (the motorized units are pre-assembled and ready to use)
- Heavy duty screen supports with universal TV mounting plate
- Height adjustable top supports
- Top plates with adjustable extensions and finger safety
- Upper back mounting brackets
- Control box with power cord
- Remote control and receiver (your choice of RF, CSI Kit\*, or IP control device)
- Backup control switch
- Cord control wrap
- All hardware for assembly and mounting
- Full assembly instructions with photos

## CONTROL OPTIONS

Choice of RF remote, CSI Kit\*, or IP control device. Wired button pad included with all.



\*CSI Kit (Control System Integration) includes IR remote and contact closure interface

## MOUNTING BRACKET FOR FLOATING LID

Mounting bracket for floating lid (our standard option), with built-in finger safety system included.

