

# MODEL L-65


## POP-UP TV LIFT

For Up to 65" TV

Lift Extends _____	38.5" [97.7 cm] Upwards
TV Maximum Screen Size _____	50" - 65"
Maximum Weight _____	100 lbs [45.4 kg]

Model L-65 combines flawless reliability with precision engineering to give you the perfect entertainment experience. Hide anything from a 50" TV at the foot of your bed, to a 65" TV in a living room cabinet, all at the push of a single button.

- Near Silent Operation
- Easy to Install
- Remote Control Included
- Popular in Furniture, Living Rooms and Foot-of-the-Bed Applications



All Nexus products are shipped in custom-made protective packaging, and they include everything you need to mount and operate them. The products are designed for easy assembly, and simple instructions with photos are included.

# MODEL L-65

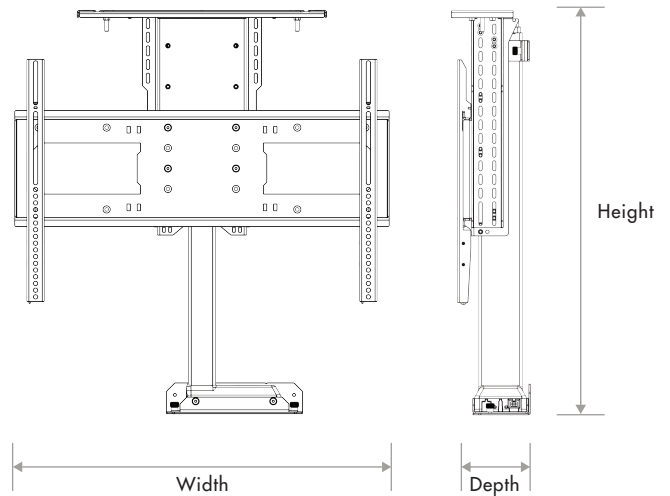
## TECHNICAL SPECIFICATIONS

- 100 lbs [45.4 kg] total lift capacity
- TV maximum screen size: 65"
- Travels 38.5" [97.7 cm]
- No exposed tracks, gears or scissors
- UL recognized components
- Draws 3.5 Amps @ 110V and 1.75 Amps @ 220V at max thrust
- Speed 1.5" [3.8 cm] / sec. (only 26 sec. to fully raise)
- Quiet - runs at just 45 dB
- Screw-driven mechanism
- Steel construction
- Choice of RF remote, Control System Integration Kit (includes IR remote and contact closure interface), or IP control device
- Exclusive Nexus 21 Safety Features included
- "Soft Start" and "Soft Stop" for smooth ride
- Power is available in these formats: USA, 110V / Europe, 230V / Japan, 100V / Australia, 240V / UK, 230V

**Please note: If using a 65" tv with a soundbar, please pay special attention to the height. The total extension on this lift is 38.5" (97.5 cm), so some soundbars may be too tall.**

## WHAT'S IN THE BOX


- Motorized lift column (the motorized unit is pre-assembled and ready to use)
- Heavy duty screen support with universal TV mounting plate
- Height adjustable top supports
- Top plate with adjustable extensions and finger safety
- Upper and lower back mounting brackets
- Control box with power cord
- Remote control and receiver (your choice of RF, CSI Kit\*, or IP control device)
- Backup control switch
- Cord control wrap
- All hardware for assembly and mounting
- Full assembly instructions with photos



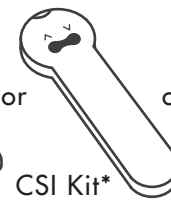
Height: 29-1/2" [75 cm] min / 40-1/2" [103 cm] max  
Width: 27-1/2" [69.9 cm]  
Depth: 5-3/8" [13.6 cm] from back wall to rear of TV

## CONTROL OPTIONS

Choice of RF remote, CSI Kit\*, or IP control device. Wired button pad included with all.



or



or

IP  
CONTROL  
DEVICE



\*CSI Kit (Control System Integration) includes IR remote and contact closure interface

## COMPATIBLE LID STYLES

Mounting bracket for floating lid included (our standard option), or purchase guides for a hinged lid. Built-in finger safety system included.

